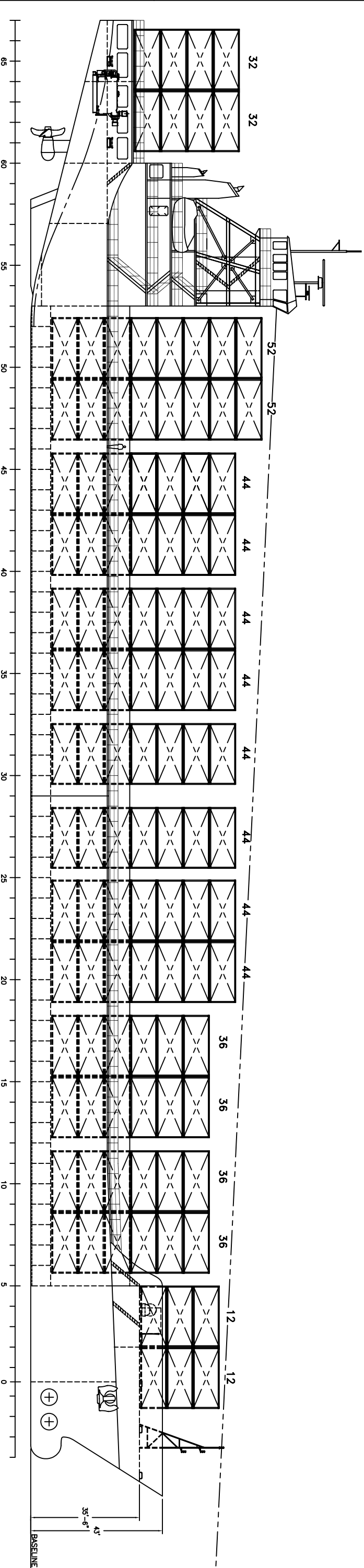
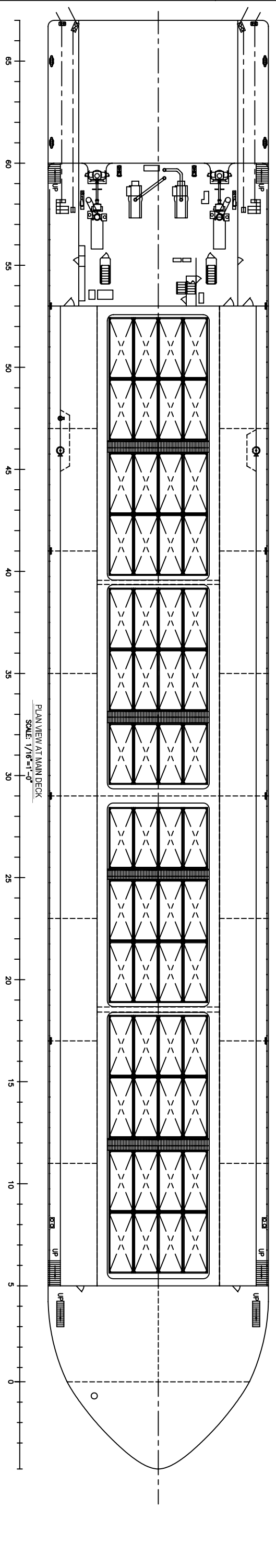


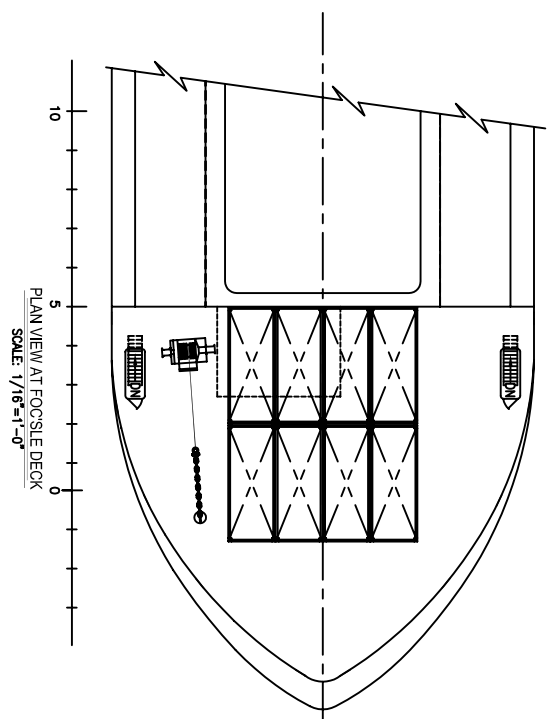
REVISION HISTORY		DATE	APPROVED
ZONE	LTR	DESCRIPTION	



PROFILE VIEW
SCALE: 1/16"=1'-0"



PLAN VIEW AT MAIN DECK
SCALE: 1/16"=1'-0"



PLAN VIEW AT FOCSELE DECK
SCALE: 1/16"=1'-0"

This drawing, design concept, and/or specification is the property of Downey Engineering Corporation, and is furnished on a confidential basis with an expressed understanding that it will not be copied in any manner, used for manufacture, sold, transferred, nor used to the detriment of said firm without written permission. The recipient further agrees not to disclose the contents hereof to any other parties except for those specific purposes for which it is intended.



**688 TEU CONTAINER VESSEL
GENERAL ARRANGEMENT**

CONTRACT NO.		DRAWN		DATE	
		JGD		11/01/04	
TITLE		CHECK		DESIGN	
688 TEU CONTAINER VESSEL GENERAL ARRANGEMENT					
DESIGN		DESIGN ACTIVITY		SIZE	
				D	
CUSTOMER		CAGE CODE		DWG NO.	
COLUMBIA COASTAL				GA-01	
		SCALE AS NOTED		SHEET 1 OF 3	